

Ruined Cathedral Corner Assembly Guide

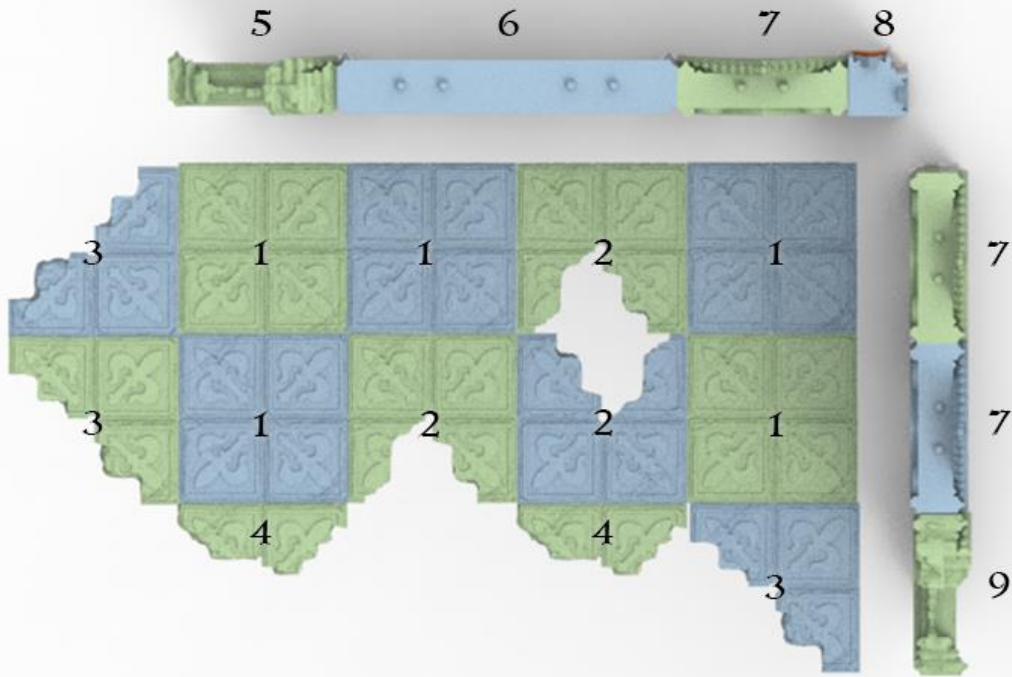


Ruined Cathedral Corner Ground Floor



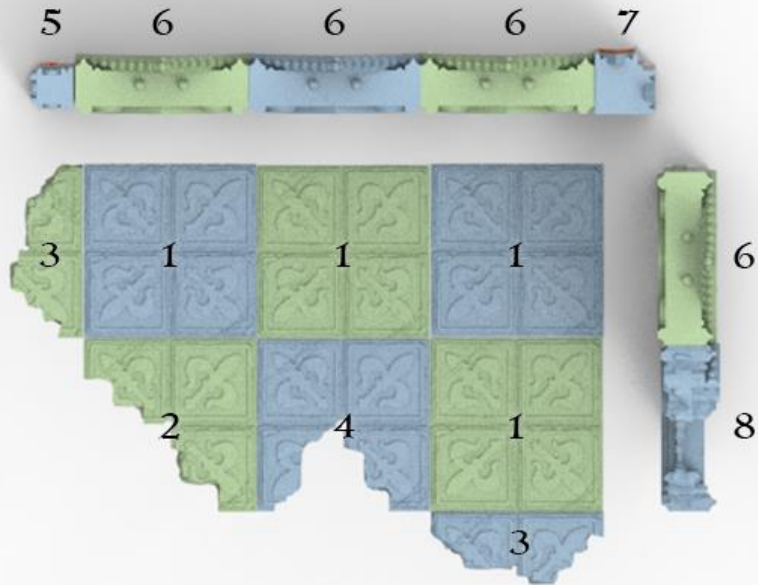
Number	Product	File Name	Quantity
1	Cathedral Floor Options	E Gothic Floor 1	8
2	Cathedral Ruins	ER1 Gothic Floor	3
3	Cathedral Ruins	ER3-FR2 Gothic floor	2
4	Cathedral Ruins	ER2 Gothic Floor	1
5	Cathedral Walls	AS Gothic Arch	1
6	Cathedral Ruins	AR4 Gothic Window	1
7	Cathedral Walls	Column I TRP Gothic	2
8	Cathedral Walls	A Gothic Windows	5
9	Cathedral Walls	Q Gothic Gate	1
10	Cathedral Walls	Column L TRP Gothic	2
11	Cathedral Ruins	AR4 Gothic Window Mir	1

Ruined Cathedral Corner Second Floor



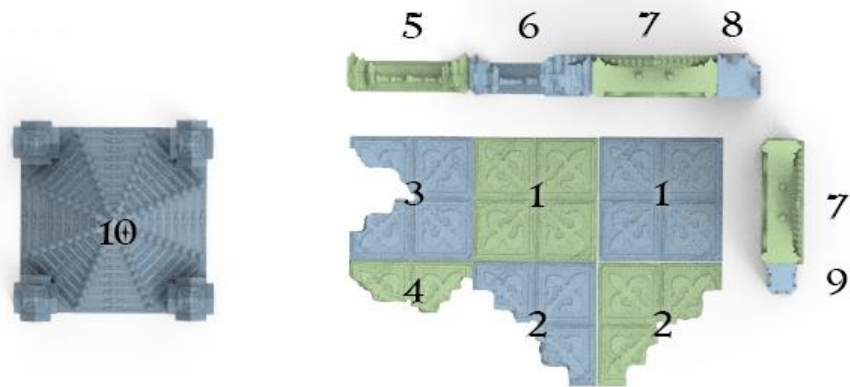
Number	Product	File Name	Quantity
1	Cathedral Floor Options	E Gothic Floor 1	5
2	Cathedral Ruins	ER2 Gothic Floor	3
3	Cathedral Ruins	ER1 Gothic Floor	3
4	Cathedral Ruins	ER3-FR2 Gothic floor	2
5	Cathedral Ruins	AR4 Gothic Window	1
6	Cathedral Walls	Q Gothic Window Feature	1
7	Cathedral Walls	A Gothic Windows	3
8	Cathedral Walls	Column L TRP Gothic	2
9	Cathedral Ruins	AR4 Gothic Window Mir	1

Ruined Cathedral Corner Third Floor



Number	Product	File Name	Quantity
1	Cathedral Floor Options	E Gothic Floor 1	4
2	Cathedral Ruins	ER1 Gothic Floor	1
3	Cathedral Ruins	ER3-FR2 Gothic floor	2
4	Cathedral Ruins	ER2 Gothic Floor	1
5	Cathedral Walls	Column OB TRP Gothic	2
6	Cathedral Walls	A Gothic Windows	4
7	Cathedral Walls	Column L TRP Gothic	2
8	Cathedral Ruins	AR4 Gothic Window Mir	1

Ruined Cathedral Corner Fourth Floor and Roof



Number	Product	File Name	Quantity
1	Cathedral Floor Options	E Gothic Floor 1	2
2	Cathedral Ruins	ER2 Gothic Floor	1
3	Cathedral Ruins	ER3-FR2 Gothic floor	1
4	Cathedral Ruins	ER1 Gothic Floor	2
5	Cathedral Ruins	AR2 Gothic Window	1
6	Cathedral Ruins	AR1 Gothic Window	1
7	Cathedral Walls	A Gothic Windows	4
8	Cathedral Walls	Column L TRP Gothic	2
9	Cathedral Walls	Column OB TRP Gothic	2
10	Dome Spires	Gothic Dome Spire B	1