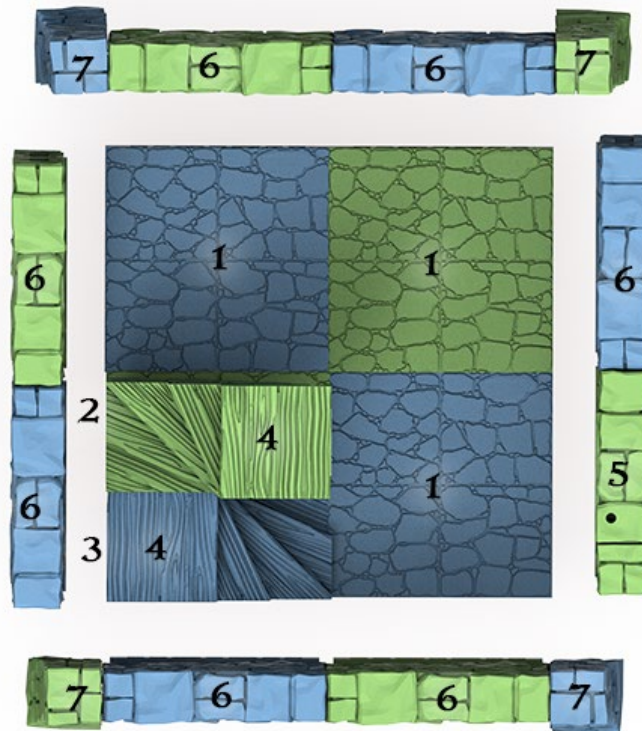


Watch Tower Assembly Diagrams

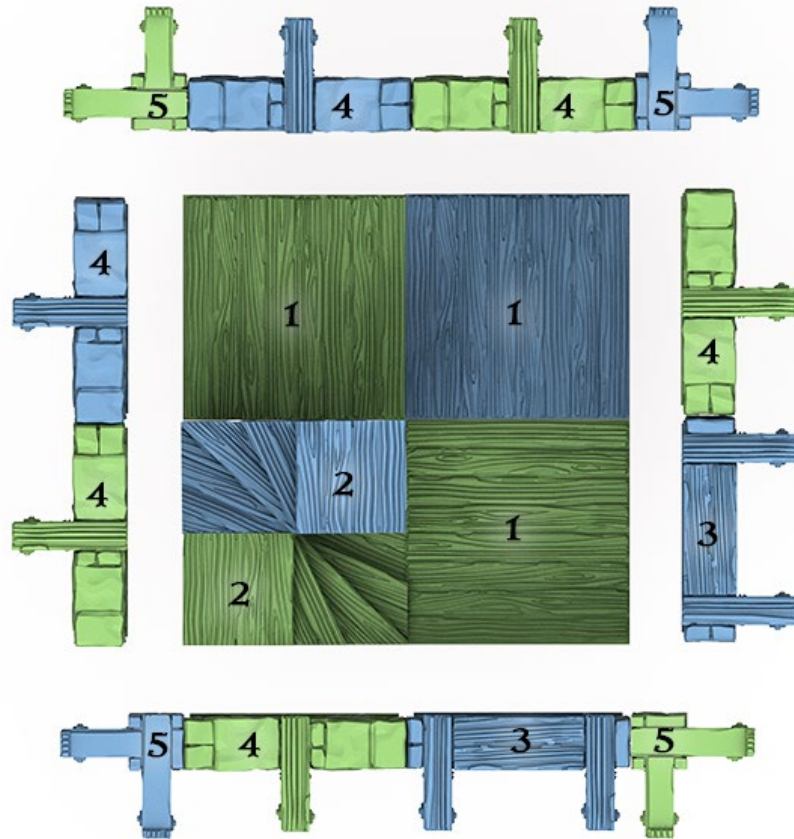


Watch Tower Level 1



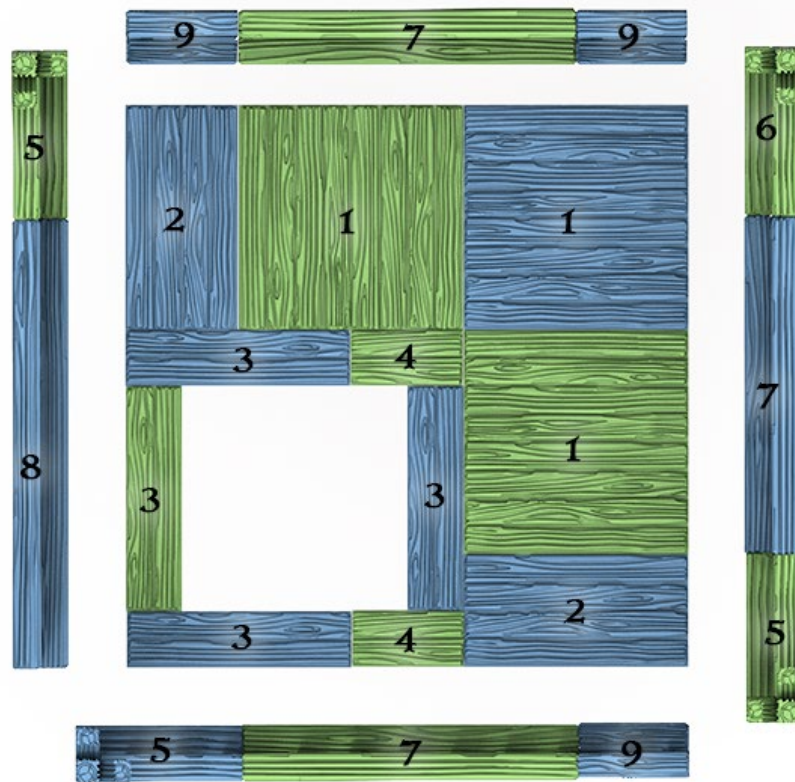
Number	Product	File name	Quantity
1	Rustic Stone Floors	E-RusticStoneFloor-v0.1	3
2	Rustic Stone Floors	S-RusticStoneFloor-v1.0	1
3	Rustic Stone Floors	I-RusticStoneFloor-v1.0	1
4	Rustic Stone and Wood Stairs	I-Spiral-Schist-Wood-Stair-B-v1.1	2
5	Schist Walls	A-SchistDoor-v0.1 A-SchistDoor-Beam-v0.1 A-Door-SchistDoor-v0.1	1 1 1
6	Schist Walls	A-Wall-Schist-v0.2	7
7	Schist Walls	L-Buttress-Schist-v0.2	4

Watch Tower Level 2




Number	Product	File name	Quantity
1	Rustic Wooden Floor	E-Floor-RusticWooden-v0.2	3
2	Rustic Stone and Wood Stairs	I-Spiral-Schist-Wood-Stair-B-v1.1	2
3	Schist Walls	A-Window-SchistwCorbels-v0.1	2
4	Schist Walls	A-Wall-SchistwCorbels-v0.2	6
5	Schist Walls	L-Column-SchistwCorbels-2-v1.0	4

Watch Tower Level 3



Number	Product	File name	Quantity
1	Rustic Wooden Floor	E-Floor-RusticWooden-v0.2	3
2	Rustic Wooden Floor	S-Floor-RusticWooden-v1.1	2
3	Rustic Wooden Floor	AS-Floor-RusticWooden-v1.0	4
4	Rustic Wooden Floor	IA-Floor-RusticWooden-v1.0	2
5	Wooden Balcony Walls	BA-Balcony-Cnr-wSupport-v1.0	3
6	Wooden Balcony Walls	BA-Balcony-Cnr-wSupport-MIR-v1.0	1
7	Wooden Balcony Walls	D-Balcony-v1.0	2
8	Wooden Balcony Walls	Q-Balcony-v0.1	1
9	Wooden Balcony Walls	IA-Balcony-v0.1	3

Watch Tower Roof



Number	Product	File name	Quantity
1	Clorehaven Roofs	Watchtower-Roof-v1.0	1