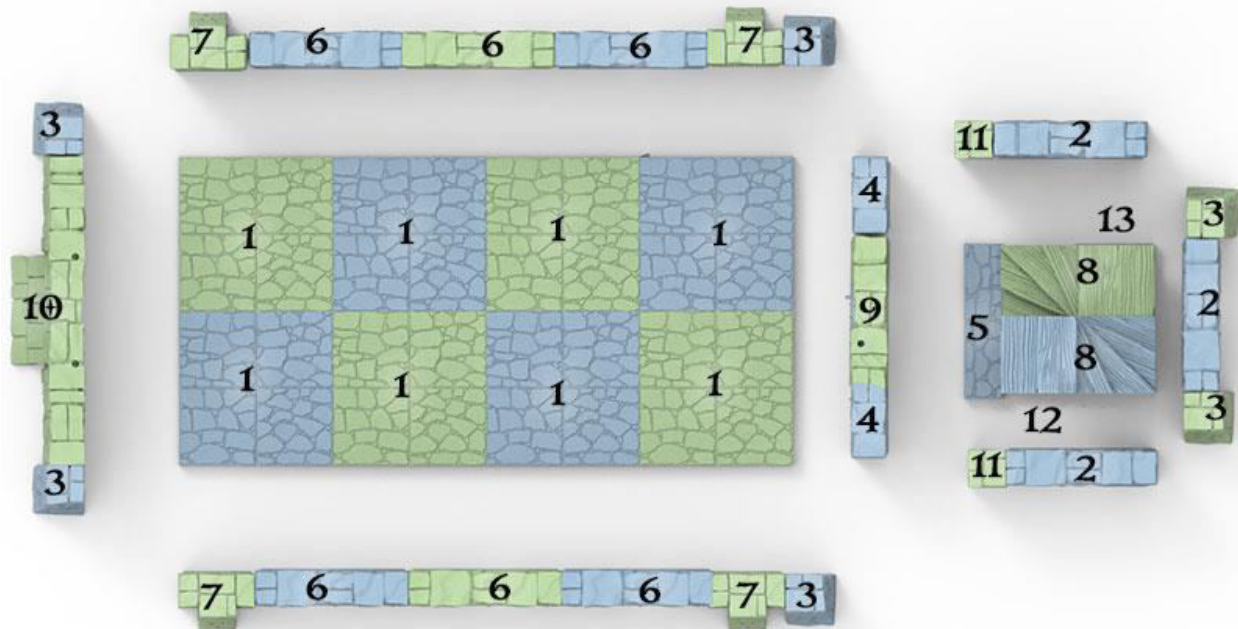


Chapel

Assembly Diagrams

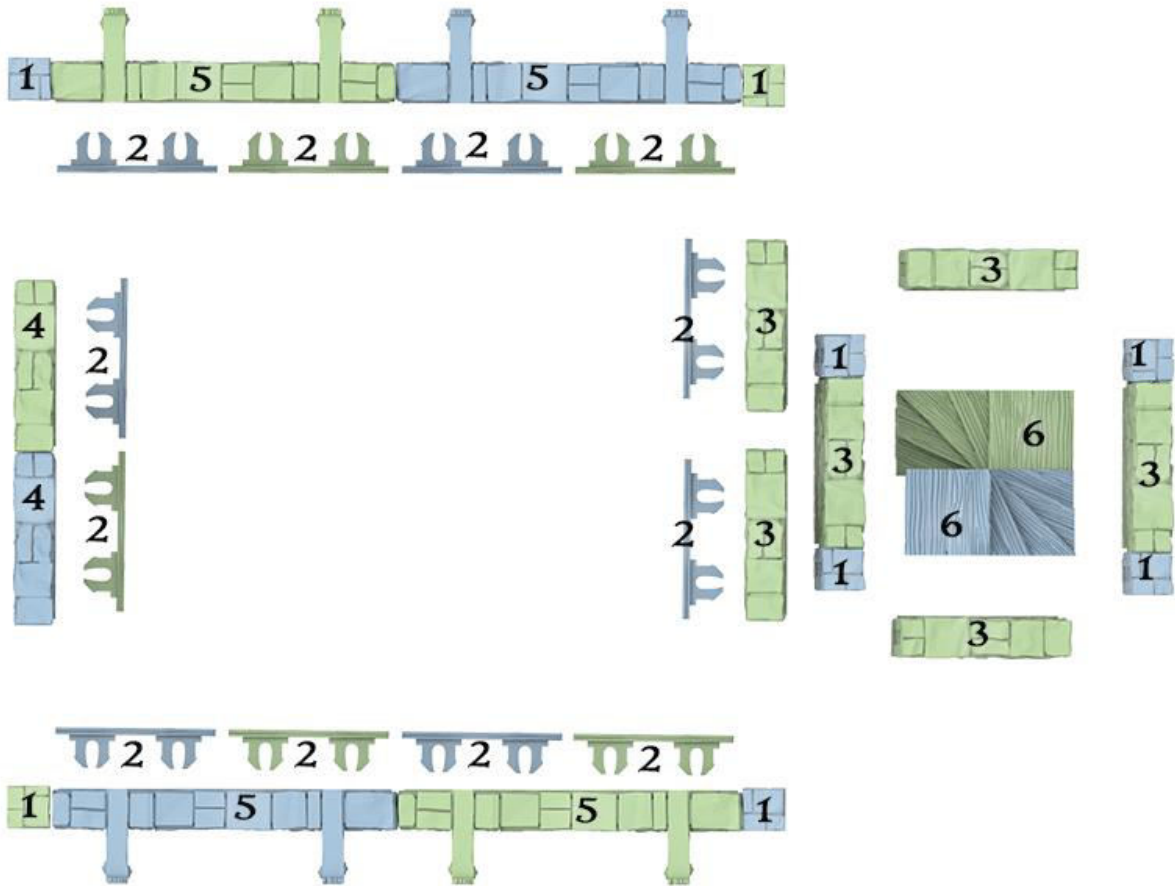


Chapel Level 1



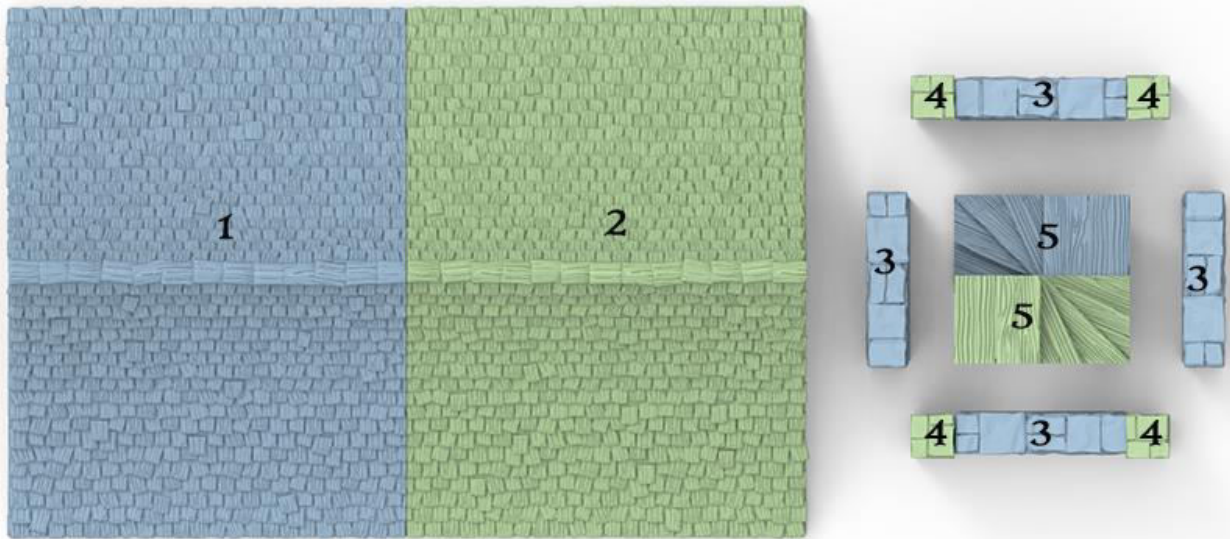
Number	Product	File Name	Quantity
1	Rustic Stone Floors	E-RusticStoneFloor-v0.1	8
2	Schist Walls	A-Wall-Schist-v0.2	3
3	Schist Walls	L-Buttress-Schist-v0.2	6
4	Schist Walls	IA-Wall-Schist-v1.0	2
5	Rustic Stone Floors	AS-RusticStoneFloor-v1.1	1
6	Chapel Expansion	A-Window-Schist-Chapel-v1.0	6
7	Chapel Expansion	IA-Buttress-Wall-Chapel-v1.0	4
8	Rustic Stone and Wood Stairs	I-Spiral-Schist-Wood-Stair-B-v1.1	2
9	Chapel Expansion	AS-Entrance-Schist-Chapel-v1.0 A-Entrance-Door-Schist-Chapel-v1.0	1 1
10	Chapel Expansion	Q-Entrance-Schist-Chapel-v1.0 Q-Entrance-Door-Left-Schist-Chapel-v1.0 Q-Entrance-Door-Right-Schist-Chapel-v1.0	1 1 1
11	Schist Walls	L-Column-Schist-v1.0	2
12	Rustic Stone Floors	I-RusticStoneFloor-v1.1	1
13	Rustic Stone Floors	S-RusticStoneFloor-v1.0	1

Chapel Level 2



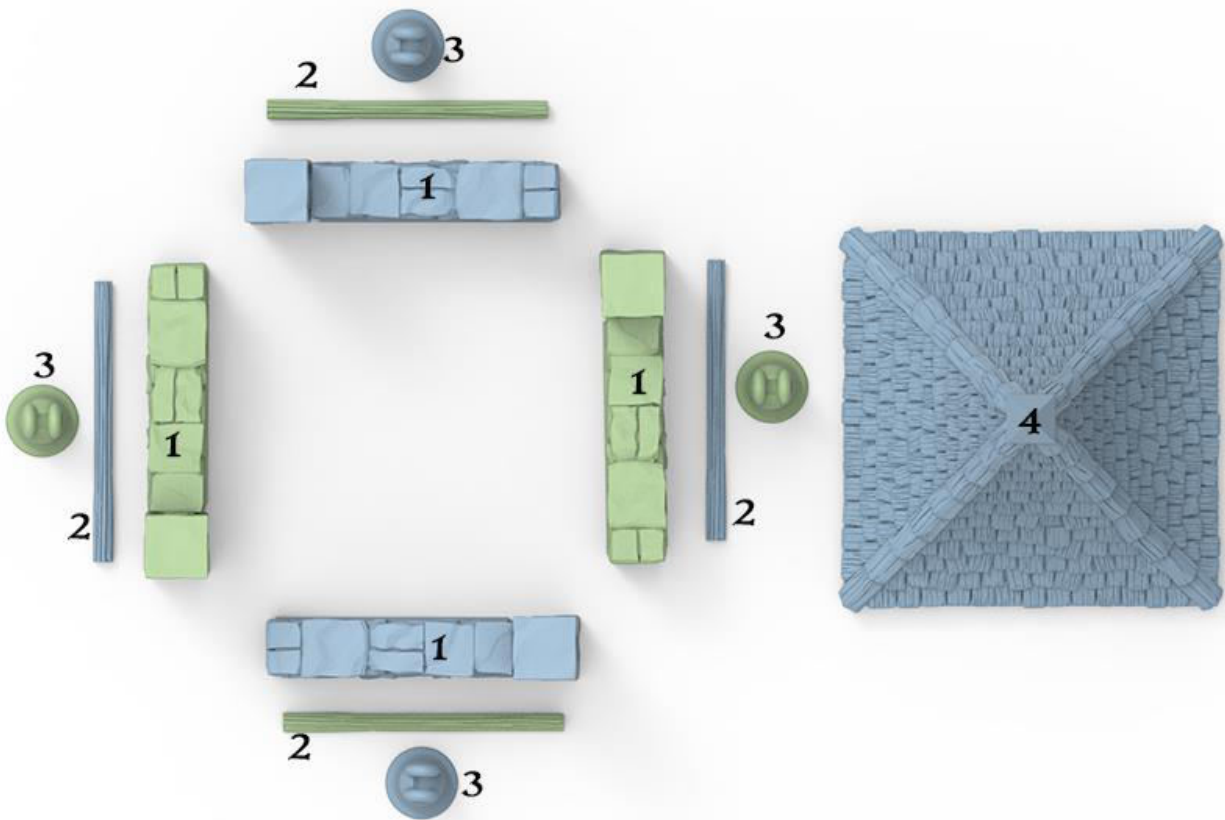
Number	Product	File Name	Quantity
1	Schist Walls	L-Column-Schlist-v1.0	8
6	Clip Caps	A-Wall-RusticWood-ClipCap-Horizontal-v1.0	12
3	Schist Walls	A-Wall-Schist-v0.2	6
4	Chapel Expansion	A-Window-Schist-Chapel-v1.0	2
5	Chapel Expansion	Q-Window-Schist-Chapel-w-Corbels-v1	4
6	Rustic Stone and Wood Stairs	I-Spiral-Schist-Wood-Stair-B-v1.1	2

Chapel Level 3



Number	Product	File Name	Quantity
1	Chapel Expansion	Roof-Chapel-1-v1.0	1
2	Chapel Expansion	Roof-Chapel-2-v1.0	1
3	Schist Walls	A-Wall-Schist-v0.2	4
4	Schist Walls	L-Column-Schlist-v1.0	4
5	Rustic Stone and Wood Stairs	I-Spiral-Schist-Wood-Stair-B-v1.1	2

Chapel Level 4 & Roof



Number	Product	File Name	Quantity
1	Chapel Expansion	Bell-Wall-Chapel-v1.0	4
2	Chapel Expansion	Beam-Chapel-v1.0	4
3	Chapel Expansion	Bell-Chapel-v1.0	4
4	Chapel Expansion	Steeple-Chapel	1